

## Message from the School

Rooted in the values of community, identity, and investment, KIPP DC AIM Academy helps students develop the skills necessary to become successful college students, professionals, and change agents for their communities.



📍 2600 DOUGLASS ROAD SE, Washington, DC 20020

🏠 Ward 8

☎ (202) 678-5477

### School Instructional Hours

**Monday:** 08:00 AM - 04:00 PM  
**Tuesday:** 08:00 AM - 04:00 PM  
**Wednesday:** 08:00 AM - 04:00 PM  
**Thursday:** 08:00 AM - 04:00 PM  
**Friday:** 08:00 AM - 04:00 PM

### Total Students (2021-22 Ever-Enrolled):

424

**Total Teachers:** 71

**Total School Leaders:** 10

**Grades Served:** 5, 6, 7, 8

**Principal:** Gaelan Gallagher

**Title-I Status:** Yes

**Local Education Agency (LEA):** KIPP  
DC PCS

**School Uniforms Required:** Yes

**Bus Line(s):** A2, A33, A4, A6, A7, A8, W2, W3, W6, W8, DC  
Circulator

**Metro Line(s):** Anacostia

**Before Care Offered:** Yes

- **Cost:** Sliding Scale

**After Care Offered:** Yes

- **Cost:** Sliding Scale

## School Program Information

Blended Learning  
Extended day  
Extended Year  
Interscholastic  
Sports

## Parent Organization

**Parent Organization Offered:** Yes

**Parent Organization Contact:** Vanessa Gerideau  
(Vanessa.Gerideau@kipppdc.org)

**Parent Organization Website:** Not Provided

## Extracurricular & Enrichment Activities

DC Scores  
Georgetown MedStar  
FIRST LEGO League  
Girls Who Code

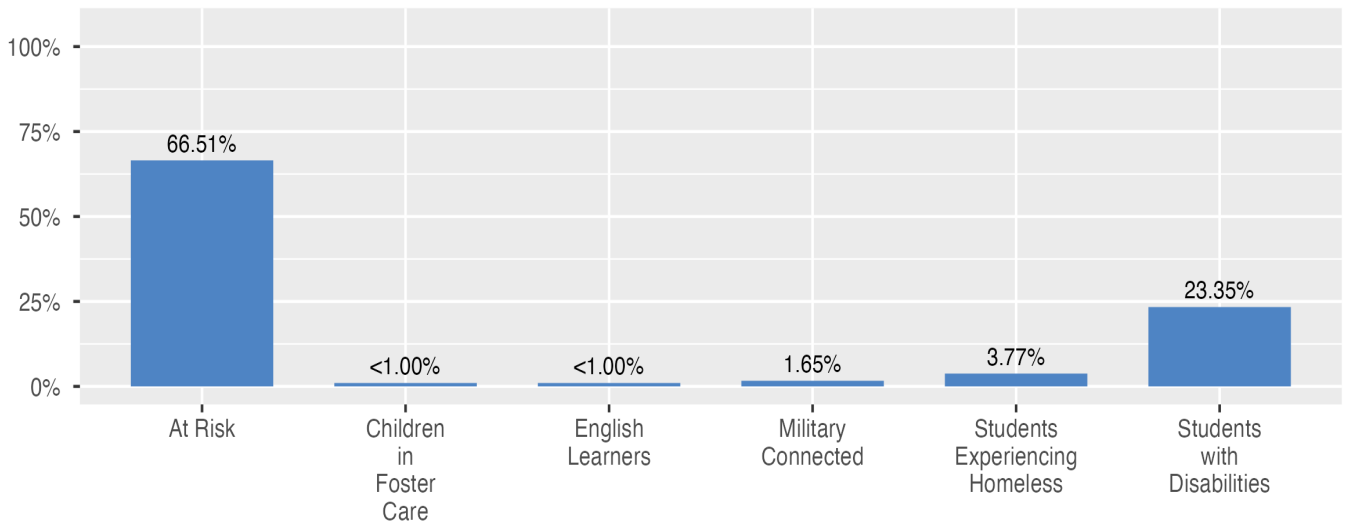
## School Enrollment

The ever-enrolled count is the total number of students who are enrolled at any point during the school year; a student who attends a school for one day or 180 days is counted the same way. For this reason, the ever-enrolled count will always be larger than the audit count.

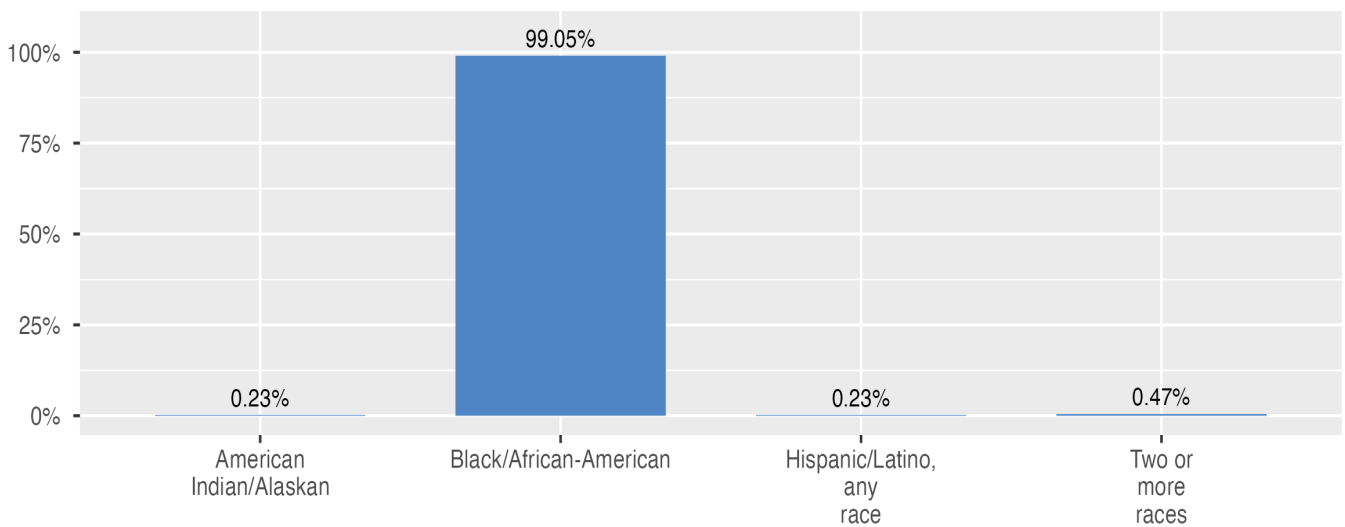
**2021-22 Ever-Enrolled by Grade Level**

Grade 05	Grade 06	Grade 07	Grade 08
108	106	104	106

**Enrollment by Student Group**



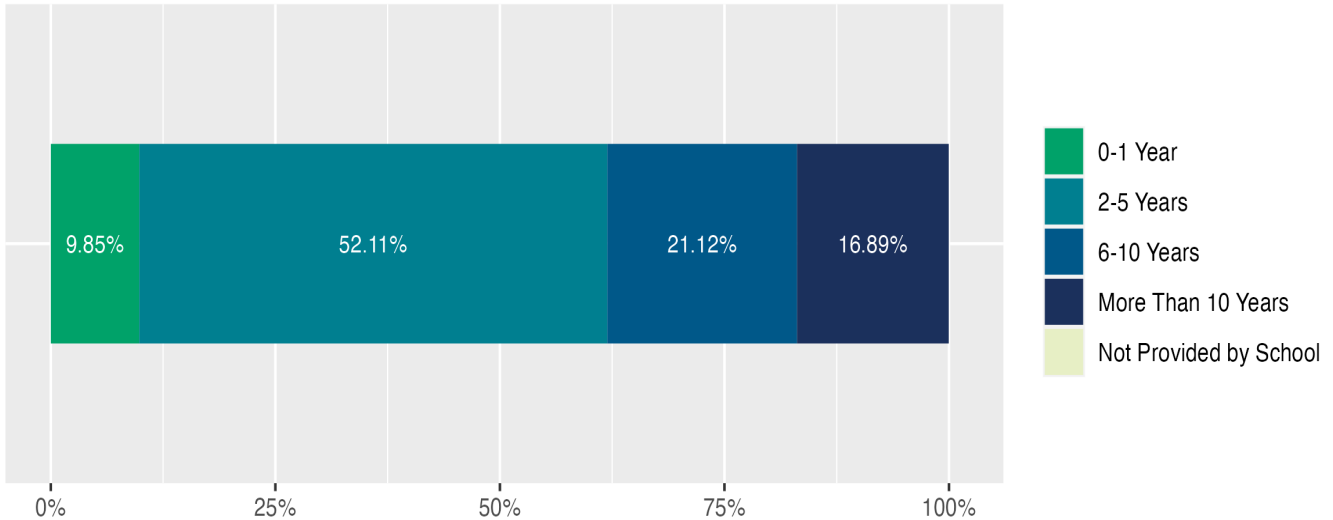
**Enrollment by Race/Ethnicity**



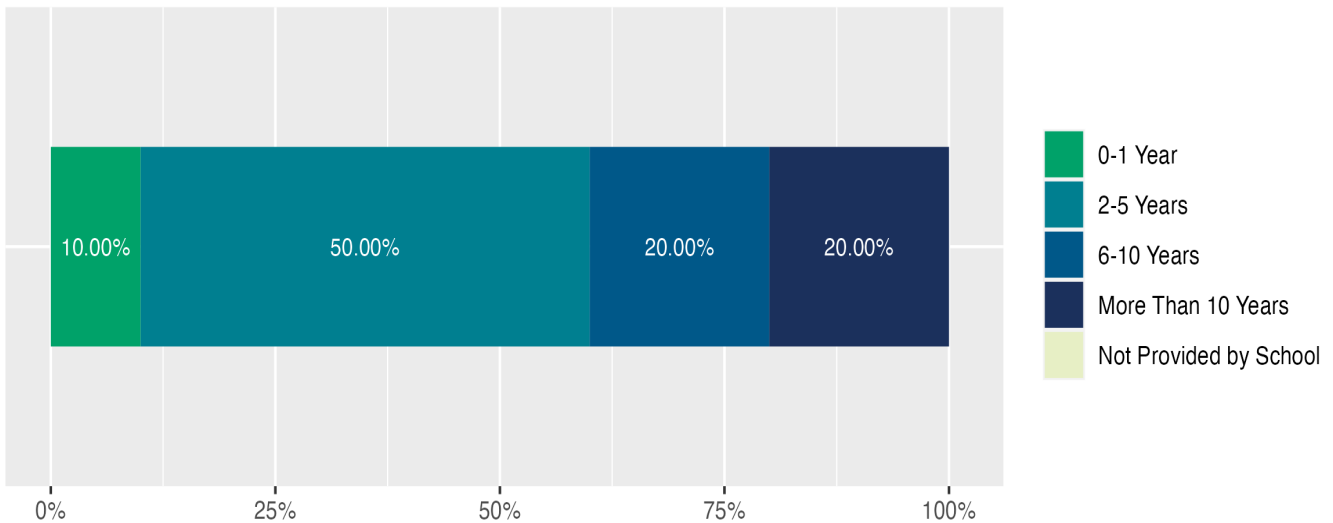
## Teacher and School Leader Data

This page includes information about teacher experience levels in DC Public Schools and public charter schools. For DC Public Schools, it also includes information about credentialed and in-field teachers.

Teacher - Years of Experience



School Leader - Years of Experience

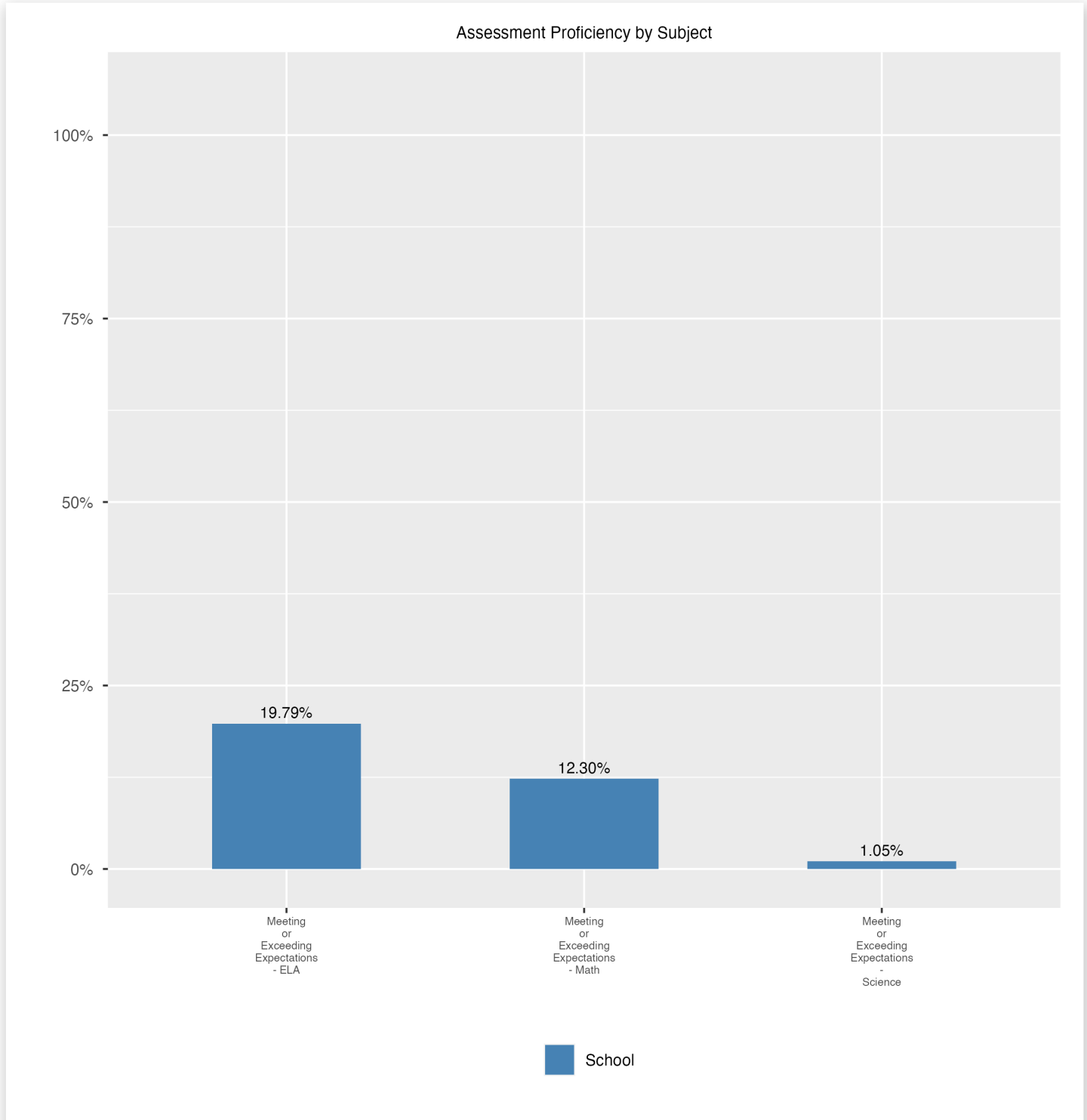


## School Safety and Discipline

Information about discipline and school safety in DC, in accordance with the U.S. Department of Education's Civil Rights Data collection, including suspensions and expulsions for students, school related arrests, reported incidents of violence, bullying, and harassment are available in the OSSE Discipline report and data files (<https://osse.dc.gov/page/data-and-reports-0>).

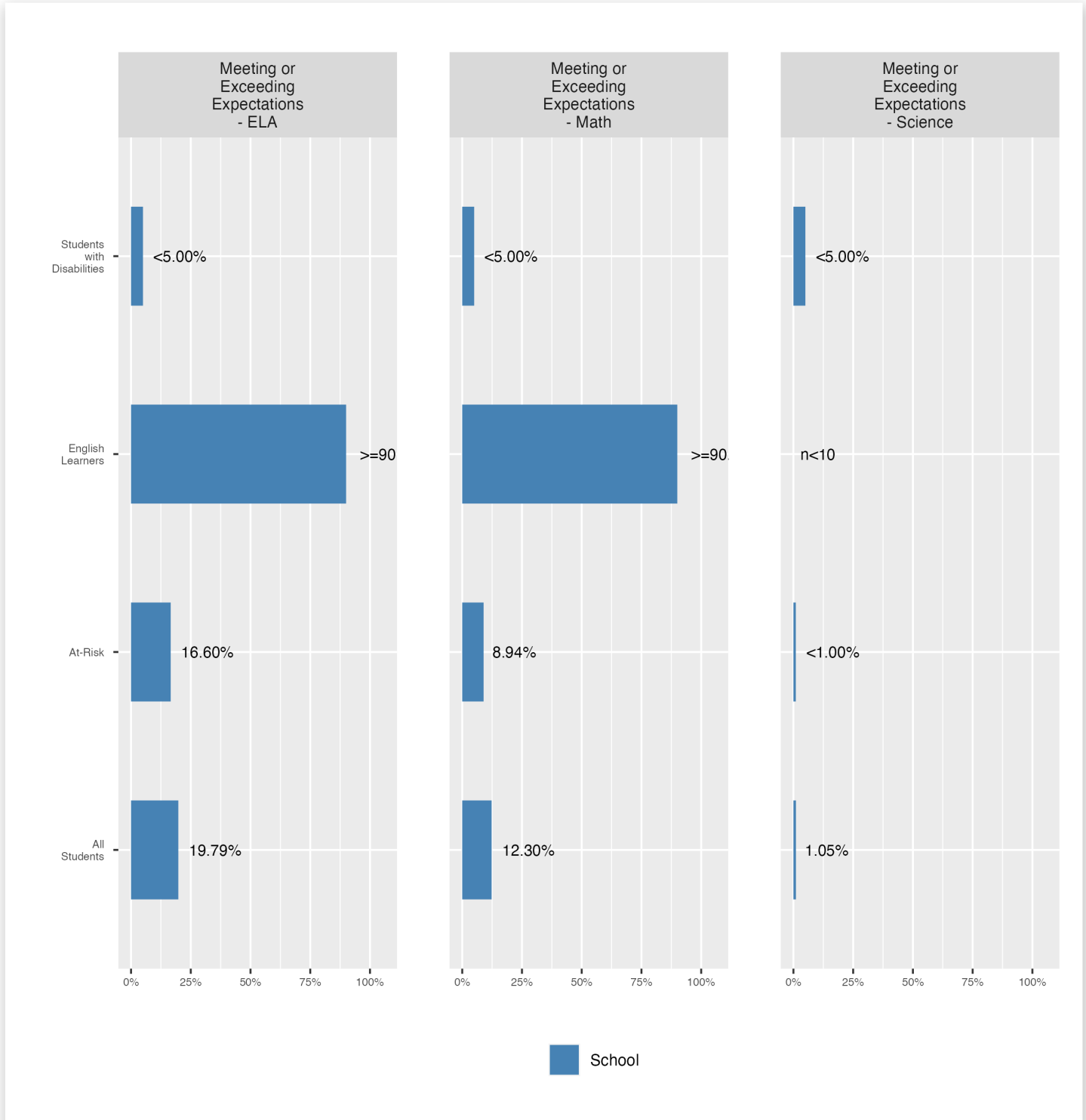
## Assessment Proficiency by Subject

This page shows the percentage of students meeting or exceeding grade -or course- level expectations on statewide assessments in English language arts/literacy (ELA), mathematics, and science.



## Assessment Proficiency by Group

This page shows the percentage of specific groups of students meeting or exceeding grade- or course-level expectations on statewide assessments.

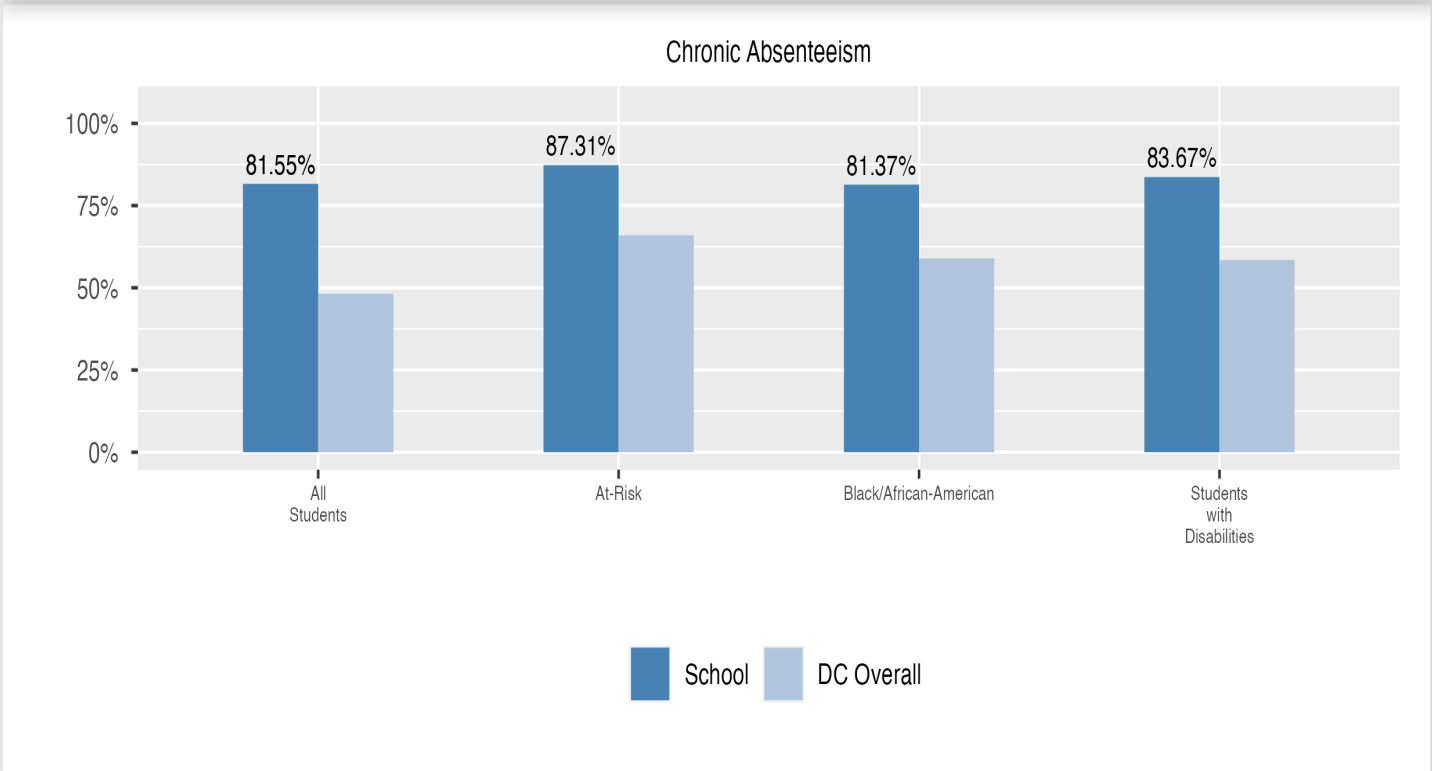
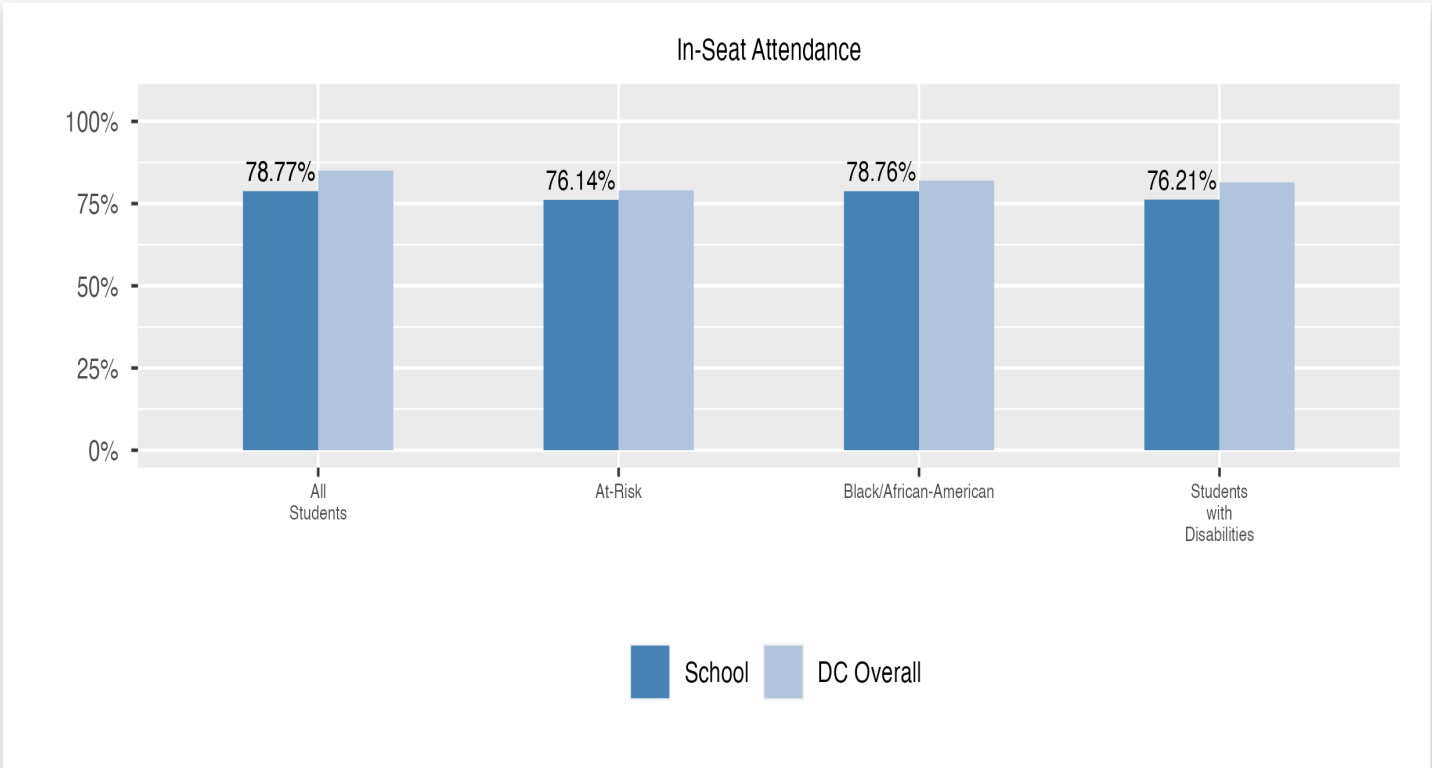


## Proficiency by Subject

Statewide assessments in science are administered to students in grades 5 and 8, and students enrolled in high school biology. Missing data indicates that a school does not serve students required to take statewide science assessments.

**Attendance**

Review information on attendance below, including in-seat attendance for all students (there is a separate measure of attendance for pre-K students, since pre-K is not compulsory), and the percentage of students chronically absent, meaning that they miss at least 10% of the school days for which they are enrolled throughout the school year at the school.



## Student Enrollment Changes

Explore information on how much the population at the school changes throughout the year or from year to year. It shows information about changes in enrollment, including whether students leave or enter the school mid-year, and whether eligible students choose to re-enroll in the school.

